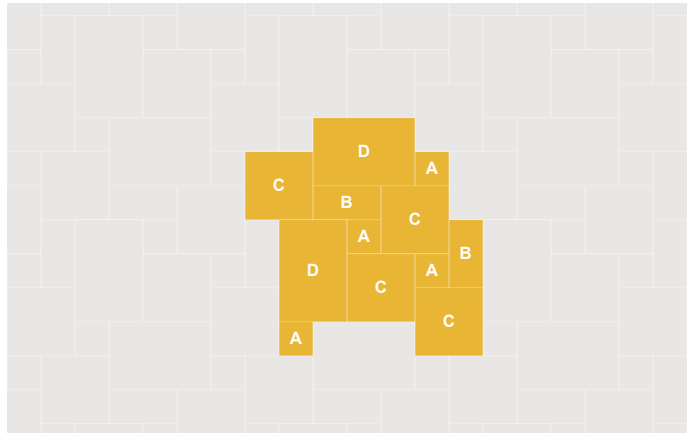


PAVER LAYOUT DESIGNS

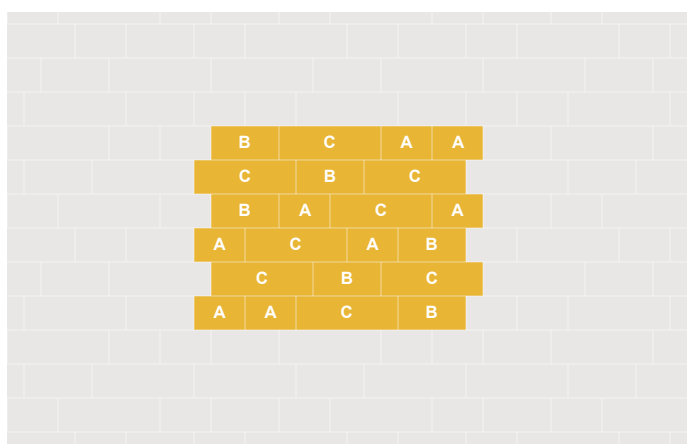


BILTMORE (PRE-PACKAGED 4-PIECE)



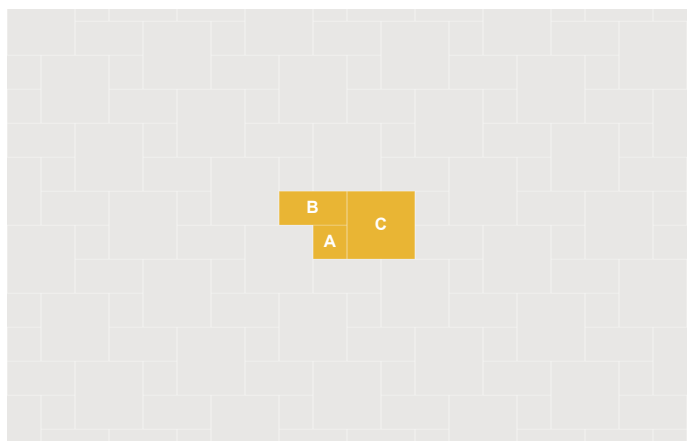
Module	Size (in)	Pcs required	Coverage
A	12 x 12	4	11%
B	12 x 24	2	11%
C	24 x 24	4	45%
D	24 x 36	2	33%

CAMBRIDGE



Module	Size (in)	Pcs required	Coverage
A	12 x 18	8	25%
B	12 x 24	6	25%
C	12 x 36	8	50%

CHARLESTON

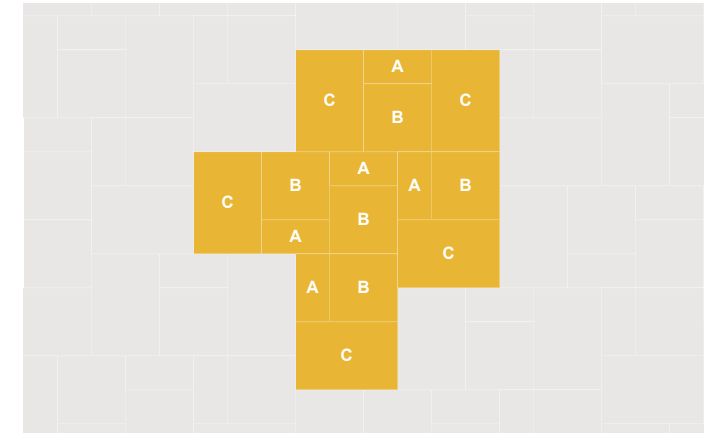


Module	Size (in)	Pcs required	Coverage
A	12 x 12	1	14%
B	12 x 24	1	29%
C	24 x 24	1	57%

PAVER LAYOUT DESIGNS

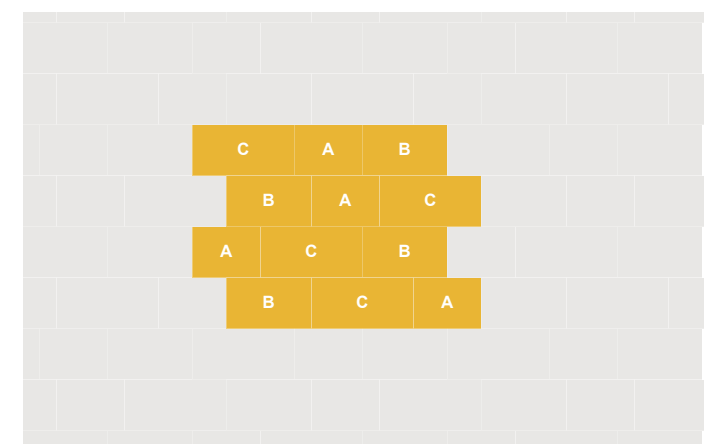


SHERBROOKE (PRE-PACKAGED 3-PIECE)



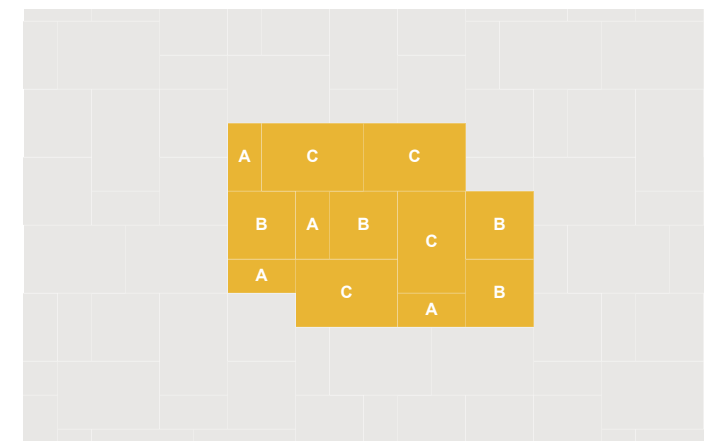
Module	Size (in)	Pcs required	Coverage
A	12 x 24	5	17%
B	24 x 24	5	33%
C	24 x 36	5	50%

CONCORD



Module	Size (in)	Pcs required	Coverage
A	18 x 24	4	27%
B	18 x 30	4	33%
C	18 x 36	4	40%

MONTPELIER (PRE-PACKAGED 3-PIECE)

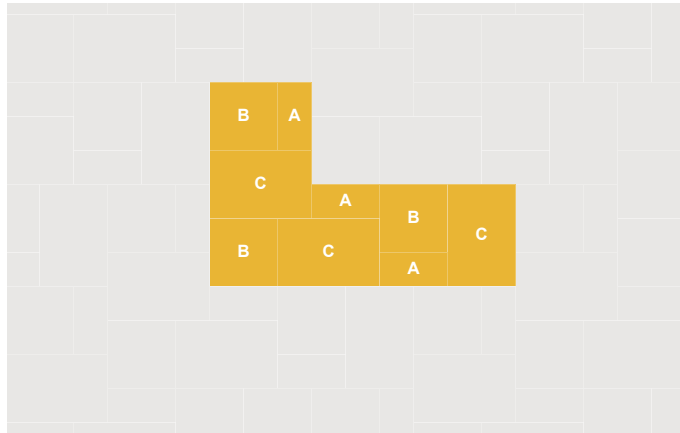


Module	Size (in)	Pcs required	Coverage
A	12 x 24	4	17%
B	24 x 24	4	33%
C	24 x 36	4	50%

PAVER LAYOUT DESIGNS

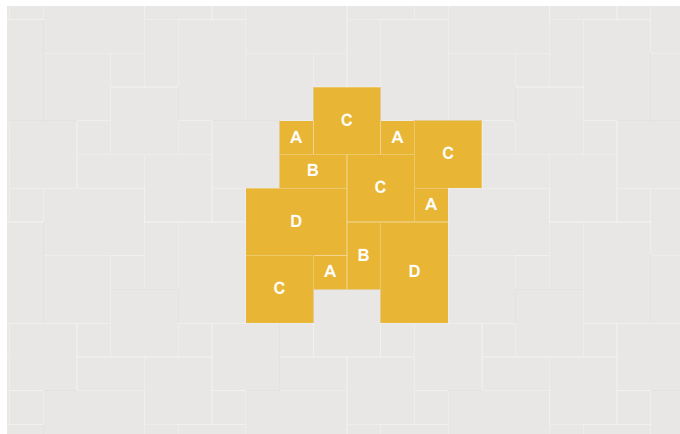


NEWPORT (PRE-PACKAGED 3-PIECE)



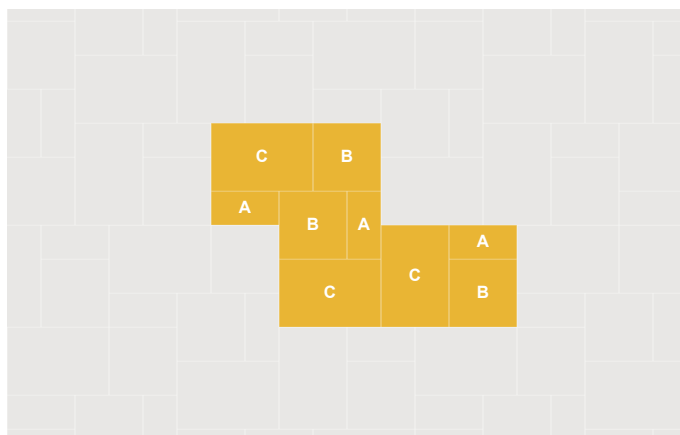
Module	Size (in)	Pcs required	Coverage
A	12 x 24	3	17%
B	24 x 24	3	33%
C	24 x 36	3	50%

PORTLAND (PRE-PACKAGED 4-PIECE)



Module	Size (in)	Pcs required	Coverage
A	12 x 12	4	11%
B	12 x 24	2	11%
C	24 x 24	4	45%
D	24 x 36	2	33%

RICHMOND (PRE-PACKAGED 3-PIECE)

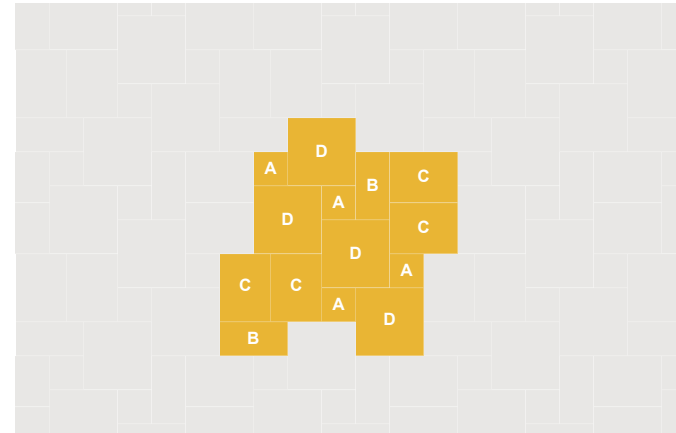


Module	Size (in)	Pcs required	Coverage
A	12 x 24	3	17%
B	24 x 24	3	33%
C	24 x 36	3	50%

PAVER LAYOUT DESIGNS

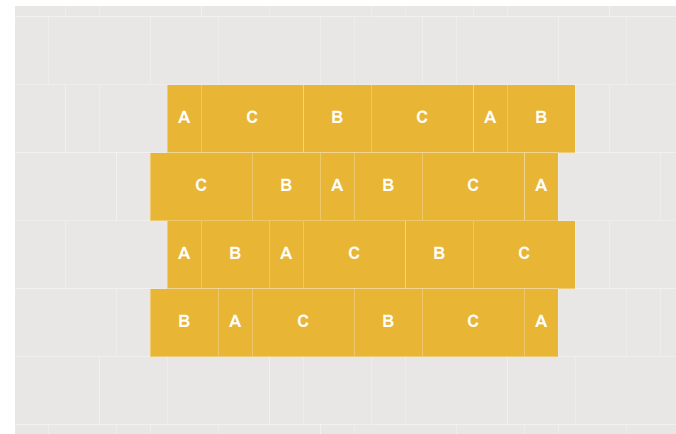


SAVANNAH



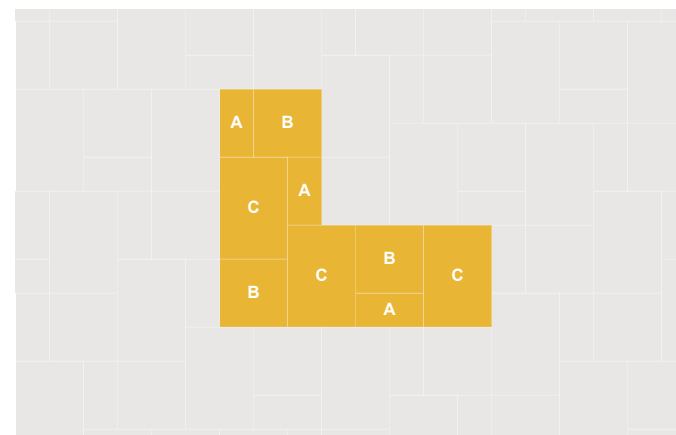
Module	Size (in)	Pcs required	Coverage
A	12 x 12	4	11%
B	12 x 24	2	11%
C	18 x 24	4	33%
D	24 x 24	4	45%

VINEYARD (PRE-PACKAGED 3-PIECE)



Module	Size (in)	Pcs required	Coverage
A	12 x 24	8	17%
B	24 x 24	8	33%
C	24 x 36	8	50%

WINDSOR (PRE-PACKAGED 3-PIECE)

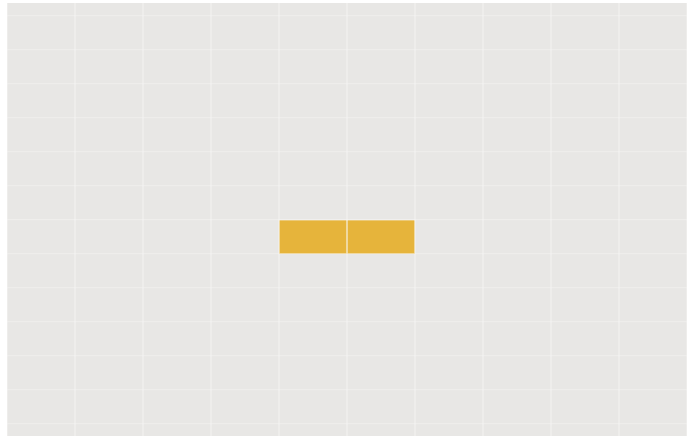


Module	Size (in)	Pcs required	Coverage
A	12 x 24	3	17%
B	24 x 24	3	33%
C	24 x 36	3	50%

PAVER LAYOUT DESIGNS



STACKED BOND 12 x 24




Module	Size (in)
A	12 x 24

PAVER LAYOUT DESIGNS




STACKED BOND 36 x 36




Module	Size (in)
A	36 x 36

STACKED BOND 24 x 24




Module	Size (in)
A	24 x 24

HALF-RUNNING BOND 12 x 24



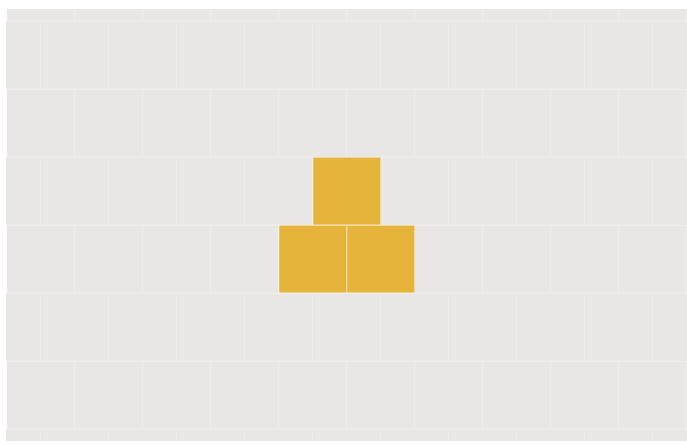
Module	Size (in)
A	12 x 24

STACKED BOND 24 x 48



Module	Size (in)
A	24 x 48

HALF-RUNNING BOND 24 x 24




Module	Size (in)
A	24 x 24

PAVER LAYOUT DESIGNS

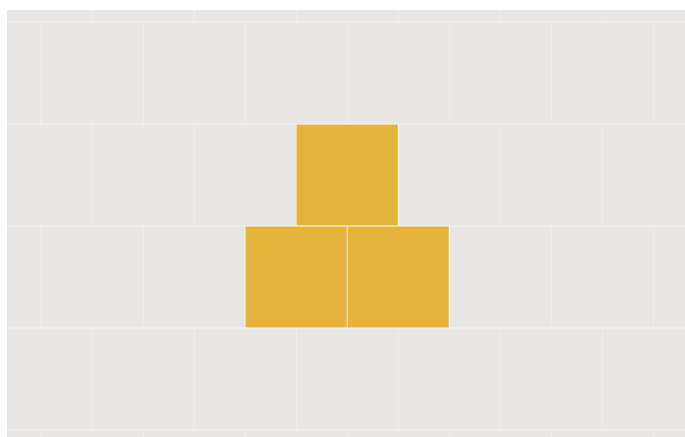


HALF-RUNNING BOND 24 x 48



Module	Size (in)
A	24 x 48

HALF-RUNNING BOND 36 x 36



Module	Size (in)
A	36 x 36