


ESTATE VENEER SERIES

COURSING DIAGRAM




Polycor provides timeless accents and durability to your residential or commercial project. Our natural stone veneers offer the perfect complement to your design vision and are available in three styles. We have a distinguished history, large inventory, and superior turnaround time. As a result, we are able to guarantee consistent veneers to fit your design needs.


COMMON APPLICATIONS




HEARTH & MANTEL



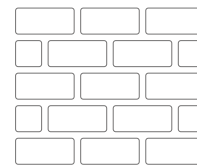
KITCHEN & BATH



EXTERIOR FACADES



OUTDOOR LIVING




COLUMNS

COURSING OPTIONS

Ensure the perfect blend of stone for your project by mixing and matching veneers. These coursing styles can be accomplished with both thin and full-bed veneers. A mix of patterns shows creativity and depth, unique to your personal style.

ROCKFORD ESTATE BLEND™




Module	Size (in)
-	2-12 (H) x variable

ESTATE VENEER SERIES

COURSING DIAGRAM




VANDERBILT CLASSIC™ - RUNNING BOND (4 x 24)




Module	Size (in)
A	3 5/8 (H) x 23 5/8 (L)

VANDERBILT CLASSIC™ - RUNNING BOND (8 x 24)



Module	Size (in)
A	7 5/8 (H) x 23 5/8 (L)

VANDERBILT CLASSIC™ - RUNNING BOND (12 x 24)




Module	Size (in)
A	11 5/8 (H) x 23 5/8 (L)

ESTATE VENEER SERIES

COURSING DIAGRAM




VANDERBILT CLASSIC™ - RUNNING BOND (16 x 24)




Module	Size (in)
A	15 5/8 (H) x 23 5/8 (L)

VANDERBILT CLASSIC™ - 3 COURSE RUNNING BOND



Module	Size (in)	Coverage
A	3 5/8 (H) x 23 5/8 (L)	17%
B	7 5/8 (H) x 23 5/8 (L)	33%
C	11 5/8 (H) x 23 5/8 (L)	50%

BERKSHIRE™ - 4 HEIGHT ASHLAR




Module	Size (in)	Coverage
A	2 1/4 (H) x variable	10%
B	5 (H) x variable	35%
C	7 3/4 (H) x variable	40%
D	10 1/2 (H) x variable	15%

ESTATE VENEER SERIES

COURSING DIAGRAM




BERKSHIRE™ - 3 HEIGHT ASHLAR




Module	Size (in)	Coverage
A	2 1/4 (H) x variable	15%
B	5 (H) x variable	40%
C	7 3/4 (H) x variable	45%

BERKSHIRE™ - 4 HEIGHT LINEAR



Module	Size (in)	Coverage
A	2 1/4 (H) x variable	10%
B	5 (H) x variable	35%
C	7 3/4 (H) x variable	40%
D	10 1/2 (H) x variable	15%

BERKSHIRE™ - 3 HEIGHT LINEAR



Module	Size (in)	Coverage
A	2 1/4 (H) x variable	15%
B	5 (H) x variable	40%
C	7 3/4 (H) x variable	45%